

FRANKE FOOD PREPARATION CENTRES

EXCLUSIVE PACKAGES FOR HARVEY NORMAN



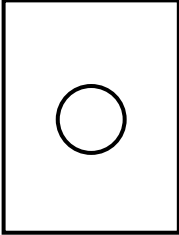
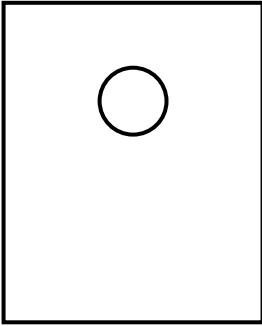
FRANKE
IS SWISS

MAKE IT WONDERFUL



FRANKE KITCHEN SYSTEMS CHECKLIST

SINK



MODEL: _____

PRICE: _____

DRAINER SIDE: _____


ACCESSORIES: _____

MATERIAL: _____

BOWL CONFIGURATION: _____

INSTALLATION TYPE: _____

TAP



MODEL: _____

PRICE: _____

MATERIAL: _____


SWIVEL/PULLOUT _____

WELS RATING _____

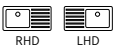
BASIS

FOOD PREPARATION CENTRE

SINK & TAP PACK (NO ACCESSORIES)



BFG 621



INSTALLATION	Topmount
OVERALL SIZE	1160 x 500 mm
BOWL SIZE	337 x 420 x 200mm/28L (x2)
CUT-OUT SIZE	1144 x 484mm
CABINET SIZE	800 mm

SINOS TAP




TA 6301B - SINOS (PULL-OUT)



WELS	4 stars /7.5 Lpm
FINISH	Onyx

PACK CODE: BFG621ONTA6301B



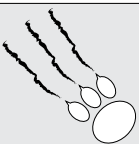
INCLUDED SINK (NO ACCESSORIES INCLUDED)

- BFG 621 Basis Topmount Sink
- TA 6301B Sinos Swivel Tap

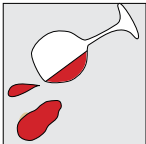
FRAGRANITE

Fragranite is an exceptionally tough material which is highly resistant to burns, dents chips and stains. It was pioneered by Franke and contains 80% quartz to form a unique material with a subtle sheen that is warm to the touch.

Kitchens can be a critical locations for spreading bacteria and demand special attention to hygiene. On unprotected material, bacteria can multiply every 20 minutes making surfaces unhygienic. The integrated Sanitized® hygiene function in Fragranite sinks helps to keep this area clean and provides the sink with lasting protection.



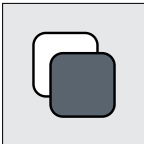
SCRATCH RESISTANT




STAIN RESISTANT



FADE RESISTANT



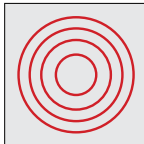
FASHION RESISTANT



FUTURE RESISTANT



GERM RESISTANT



HEAT RESISTANT

BOX

FOOD PREPARATION CENTRE

SINK, TAP & ACCESSORY PACKS



BOX 220-36

INSTALLATION	Topmount/Flushmount/Undermount
OVERALL SIZE	782 x 450mm
BOWL SIZE	360 x 410 x 200mm/28L (x2)
CUT-OUT SIZE	Topmount : 769 x 437mm, cr=15 Flush/Undermount: Template
CABINET SIZE	800 mm

INCLUDED ACCESSORIES



DT 360
Extension Drainer



RM 44
Rollamat

EOS TAPS



TA 9501 - EOS (PULL-OUT)



WELS	4 stars /7.5 Lpm
FINISH	Stainless Steel

PACK CODE: BOX22036TA9501



INCLUDED IN THE PACK

- BOX 220-36 Bolero Topmount/Undermount/Flushmount Sink
- DT 360 Extension Drainer
- RM 44 Rollamat
- TA 9501 Eos Pull-Out Tap



KTX 220

INSTALLATION	Topmount/Flushmount/Undermount
OVERALL SIZE	855 x 480mm
BOWL SIZE	450 x 400 x 200mm/32L 300 x 330 x 155mm/14L
CUT-OUT SIZE	Topmount : 835 x 460mm, cr=10 Flush/Undermount: Template
CABINET SIZE	900 mm

INCLUDED ACCESSORIES



RM 44
Rollamat



CB 503
Chopping Board



ST 506
Strainer Tray

ECLIPSE TAPS



TA 6000 - ECLIPSE (SWIVEL)



WELS	4 stars /7.5 Lpm
FINISH	Chrome



TA 6001 - ECLIPSE (PULL-OUT)



WELS	4 stars /7.5 Lpm
FINISH	Chrome

PACK CODE: KTX220TA6000



INCLUDED IN THE PACK

KTX 220 Karst Topmount/Undermount/Flushmount Sink
RM 37 Rollamat
CB 503 Chopping Board
ST 506 Strainer Tray
TA 6000 Eclipse Swivel Tap

PACK CODE: KTX220TA6001



INCLUDED IN THE PACK

KTX 220 Karst Topmount/Undermount/Flushmount Sink
RM 37 Rollamat
CB 503 Chopping Board
ST 506 Strainer Tray
TA 6001 Eclipse Pull-Out Tap

NEPTUNE

FOOD PREPARATION CENTRE

SINK, TAP & ACCESSORY PACKS



NEX 621



INSTALLATION	Topmount
OVERALL SIZE	1160 x 510 mm
BOWL SIZE	360 x 420 x 200 mm/27 L (x2)
CUT-OUT SIZE	1144 x 494 mm, cr=20
CABINET SIZE	800 mm

INCLUDED ACCESSORIES



DB 664
Drainer Basket



CB 523
Chopping Board

VERONA TAPS



TA 7300 - VERONA (SWIVEL)



WELS	4 stars /7.5 Lpm
FINISH	Chrome



TA 7311 - VERONA (PULL-OUT)



WELS	5 stars /6 Lpm
FINISH	Chrome

PACK CODE: NEX621LHD/TA7300 & NEX621RHD/TA7300



INCLUDED IN THE PACK

NEX 621 Neptune Topmount Sink
DB 664 Stainless Drainer Basket
CB 523 Timber Chopping Board
TA 7300 Verona Swivel Tap

PACK CODE: NEX621LHD/TA7311 & NEX621RHD/TA7311



INCLUDED IN THE PACK

NEX 621 Neptune Topmount Sink
DB 664 Stainless Drainer Basket
CB 523 Timber Chopping Board
TA 7311 Verona Pull-Out Tap

NEPTUNE

FOOD PREPARATION CENTRE

SINK, TAP & ACCESSORY PACKS



NEX 651



INSTALLATION	Topmount
OVERALL SIZE	1000 x 510 mm
BOWL SIZE	360 x 420 x 200 mm/27 L 167 x 306 x 152 mm/7 L
CUT-OUT SIZE	954 x 494 mm, cr=20
CABINET SIZE	600 mm

INCLUDED ACCESSORIES



DB 664
Drainer Basket



CB 523
Chopping Board

VERONA TAPS



TA 7300 - VERONA (SWIVEL)



WELS	4 stars /7.5 Lpm
FINISH	Chrome



TA 7311 - VERONA (PULL-OUT)



WELS	5 stars /6 Lpm
FINISH	Chrome

PACK CODE: NEX651LHD/TA7300 & NEX651RHD/TA7300



INCLUDED IN THE PACK

NEX 651 Neptune Topmount Sink
DB 664 Stainless Drainer Basket
CB 523 Timber Chopping Board
TA 7300 Verona Swivel Tap

PACK CODE: NEX651LHD/TA7311 & NEX651RHD/TA7311



INCLUDED IN THE PACK

NEX 651 Neptune Topmount Sink
DB 664 Stainless Drainer Basket
CB 523 Timber Chopping Board
TA 7311 Verona Pull-Out Tap

AURORA

FOOD PREPARATION CENTRE

SINK, TAP & ACCESSORY PACKS



PFX 620B

INSTALLATION	Topmount/Undermount
OVERALL SIZE	860 x 500 mm
BOWL SIZE	380 x 420 x 180 mm/28 L (x2)
CUT-OUT SIZE	Topmount : 845 x 485 mm, cr=20 Undermount : Template
CABINET SIZE	900 mm

INCLUDED ACCESSORIES



DB 425
Drainer Basket



DT 206
Extension Drainer



SB 177
Strainer Bowl



CB 173
Chopping Board

ECLIPSE TAPS



TA 6000 - ECLIPSE (SWIVEL)



WELS	4 stars /7.5 Lpm
FINISH	Chrome



TA 6001 - ECLIPSE (PULL-OUT)



WELS	4 stars /7.5 Lpm
FINISH	Chrome

PACK CODE: PFX620BTA6000



INCLUDED IN THE PACK

PFX 620B Pacific Topmount/Undermount Sink
DB 425 Drainer Basket
DT 206 Extension Drainer
SB 177 Strainer Bowl
CB 173 Chopping Board
TA 6000 Eclipse Swivel Tap

PACK CODE: PFX620BTA6001



INCLUDED IN THE PACK

PFX 620B Pacific Topmount/Undermount Sink
DB 425 Drainer Basket
DT 206 Extension Drainer
SB 177 Strainer Bowl
CB 173 Chopping Board
TA 6001 Eclipse Pull-Out Tap

SPARK

FOOD PREPARATION CENTRE

SINK, TAP & ACCESSORY PACKS



SKX 621



INSTALLATION	Topmount
OVERALL SIZE	1160 x 500 mm
BOWL SIZE	340 x 420 x 160 mm/21 L (x2)
CUT-OUT SIZE	1140 x 480 mm
CABINET SIZE	800 mm

INCLUDED ACCESSORY



PK 205
Eco Plumbing Kit



DB 664
Drainer Basket



CB 932
Chopping Board

ECLIPSE TAPS



TA 6000 - ECLIPSE (SWIVEL)



WELS	4 stars /7.5 Lpm
FINISH	Chrome

PACK CODE: SKX621RHDTA6000 & SKX621LHDTA6000



INCLUDED IN THE PACK

SKX 621 Spark Topmount Sink
PK 205 Eco Plumbing Kit
TA 6000 Eclipse Swivel Tap

INTRODUCING THE FRANKE HIGH FLOW WATER FILTER

Clean, filtered water is available straight from your tap with the Franke High Flow Water Filter.

The water filter requires no professional installation and is easy to connect to your existing water mixer.



**BEAUTIFUL WATER
QUALITY**



SAVE MONEY



**EASY HOME
INSTALLATION**



**WATERMARK
APPROVED**

**ONCE A YEAR
CARTRIDGE CHANGE**

*TERMS & CONDITIONS APPLY



HIGH FLOW

F1-R HIGH FLOW FILTER CARTRIDGE

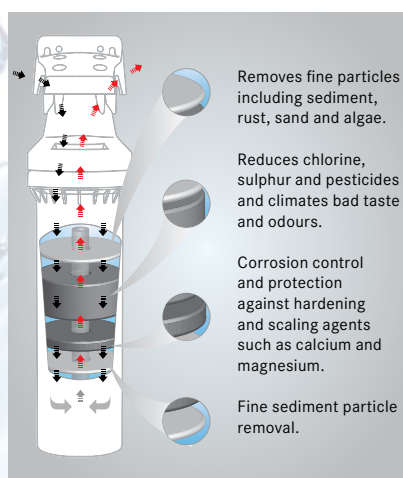


F1 HIGH FLOW WATER FILTER



TECHNICAL INFORMATION

MODEL	SIZE	CAPACITY	MAX FLOW RATE	MIN. (kPa)	MAX. (kPa)	MICRON RATING
F1	450 x 215mm	56,000L	8L per min	200 kPa	500 kPa	1 micron
F1-R	450 x 215mm	56,000L	8L per min	200 kPa	500 kPa	1 micron



MULTI-STAGE FILTRATION

Designed specifically for applications with higher sediment and harsher water quality. With 4 levels of filtration, it filters out sediment, rust, dirt, bad taste, odour, chlorine and other chemicals leaving healthy, great tasting, safe and pure water.

EASY HOME INSTALLATION

The High Flow Water Filter installs under your kitchen bench and connects to your existing tap! This unit can be installed vertically or horizontally, so it won't clutter up your cupboard.

PURE WATER ON TAP

The Franke inline highflow filter system occupies limited space in your cupboard and purifies all the cold water going into your tap. Enjoy the peace of mind knowing you've got safe, purified drinking water.



www.franke.com



facebook.com/FrankeAUS



[@frankeaus](https://www.instagram.com/frankeaus)



SCAN TO VIEW
SPEC SHEETS

PR Kitchen & Washroom Systems
83 Bangholme Rd
Dandenong South
VIC 3175
Australia
Phone +61 3 9700 9100
Fax +61 3 9700 9191
Email info@prks.com.au
Website www.franke.com

Printed March 2019 - V1

Harvey Norman

MAKE IT WONDERFUL

FRANKE